

Integra Equity Fund

Quarterly Portfolio Disclosure

Summary of investment portfolio as at September 30 2018

The summary of investment portfolio may change due to ongoing portfolio transactions in the fund. Updates are available at www.integra.com for quarterly periods where an annual and semi-annual report is not published for the fund. For more information, please contact us at contactus@integra.com or 1-800-363-2480.

Total net assets: \$5.59 million

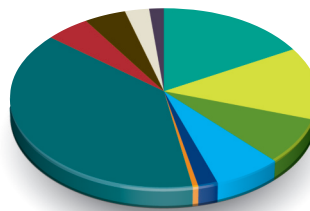
Sector allocation

Top 25 holdings

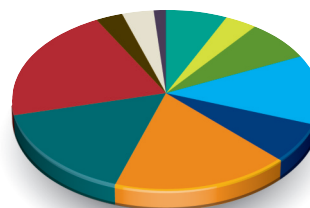
	Security Name	% Security
1	Royal Bank of Canada	4.67
2	Bank of Nova Scotia	3.77
3	Toronto-Dominion Bank	3.76
4	Suncor Energy Inc.	3.52
5	Manulife Financial Corporation	2.71
6	Bank of Montreal	2.58
7	Nutrien Inc.	2.56
8	Brookfield Asset Management Inc.	2.53
9	Canadian Natural Resources Ltd.	2.49
10	Enbridge Inc.	2.18
11	Canadian National Railway Co.	2.16
12	Sun Life Financial, Inc.	2.01
13	Teck Resources Limited	1.77
14	Cash and Cash Equivalents	1.60
15	Canadian Tire Corporation, Limited	1.27
16	Telus Corporation	1.18
17	BCE Inc.	1.15
18	Power Corporation of Canada, Inc.	0.94
19	Enerplus Corporation	0.92
20	CGI Group Inc.	0.89
21	Agnico Eagle Mines Limited	0.89
22	Open Text Corporation	0.83
23	Restaurant Brands International, Inc.	0.83
24	CCL Industries Inc.	0.79
25	Onex Corporation	0.79

Aggregate % of top 25 holdings: **48.79**

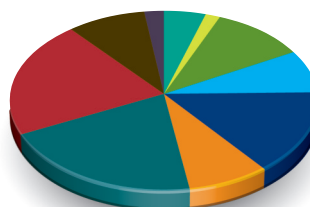
Canadian Equity



U.S. Equity



EAFE Equity



Sector	% Fund
Energy	17.0
Materials	13.2
Industrials	8.1
Consumer Discretionary	6.5
Consumer Staples	2.0
Health Care	0.6
Financials	38.6
Information Technology	5.1
Telecommunication Services	4.7
Utilities	2.8
Real Estate	1.4
Total:	100.0
Energy	7.2
Materials	3.4
Industrials	7.5
Consumer Discretionary	12.7
Consumer Staples	6.7
Health Care	17.6
Financials	16.1
Information Technology	20.8
Telecommunication Services	3.2
Utilities	3.5
Real Estate	1.3
Total:	100.0
Energy	4.9
Materials	1.5
Industrials	10.7
Consumer Discretionary	7.8
Consumer Staples	14.8
Health Care	7.9
Financials	20.3
Information Technology	21.2
Telecommunication Services	8.8
Utilities	0.0
Real Estate	2.1
Total:	100.0